



Ministry of Fisheries and Aquatic Resources

Summary Findings (Final Report) Census of Fishing Boat 2006/ 2007

Census of fishing boat was conducted by the Ministry of Fisheries and Aquatic Resources (MFAR) during the 15th October 2006 and 28th February 2007. All the fishing boats were registered under the categories of Inboard Multi-day (IMUL), Inboard single-day (IDAY), Out-board engine Fiberglass Reinforced Plastic boats (OFRP), Motorized Traditional Boats (MTRB), Non-motorized Traditional Boats (NTRB) and Beach Seine Crafts (NBSB) in each operating port and information was collected using the standard forms. A steering committee chaired by the Secretary of MFAR supervised the overall census operation.

The completed forms were collected to the Ministry (Colombo), computerized within short time and final report was prepared by 15th June 2007. Registered fishing boats for twelve fisheries districts and estimates for Northern Province by type of boat are given in table-1. Compared to pre tsunami situation, total fishing boats has been increased by 35 percent (table-2).

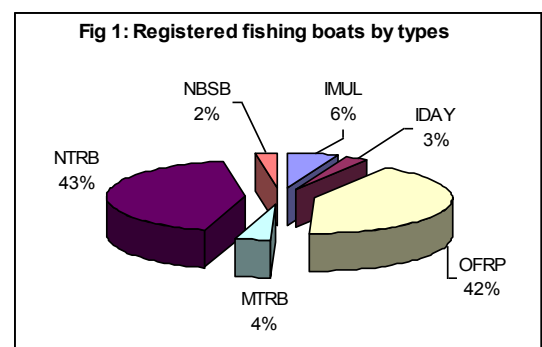
Boat registration in Northern Province (Jaffna, Kilinochchi, Mullaitivu) will be carried out once the security situation is improved.

Table 1: Registered Fishing Boats (Census of Fishing Boats 2006/2007)

District	IMUL	IDAY	OFRP	MTRB	NTRB	NBSB	Total
Colombo	16	30	350	-	419	29	844
Negombo	400	129	1,845	1	2,024	34	4,433
Kalutara	320	5	486	2	534	27	1,374
Galle	344	30	715	300	583	52	2,024
Matara	697	112	813	243	789	10	2,664
Tangalle	289	23	878	176	955	70	2,391
Mannar	-	51	1,657	173	428	6	2,315
Kalmunai	7	273	714	257	1,050	113	2,414
Batticaloa	1	315	1,030	7	2,906	113	4,372
Trincomalee	94	70	1,653	2	1,777	117	3,713
Puttalam	84	-	2,680	113	1,534	227	4,638
Chilaw	366	-	1,938	3	1,541	20	3,868
Sub Total	2,618	1,038	14,759	1,277	14,540	818	35,050
Estimated Boats							
Mullaithivu	-	-	140	100	150	20	410
Jaffna	-	119	2,656	237	3,246	140	6,398
Kilinochchi	-	-	280	240	270	30	820
Sub Total	-	119	3,076	577	3,666	190	7,628
Total	2,618	1,157	17,835	1,854	18,206	1,008	42,678

Table 2: Comparison of Fishing Boats Pre-Tsunami and Post-Tsunami

Boat Type	2004	2007	Change %
IMUL	1,581	2,618	66%
IDAY	1,493	1,157	-23%
OFRP	11,559	17,835	54%
MTRB	674	1,854	175%
NTRB	15,260	18,206	19%
NBSB	1,052	1,008	-4%
TOTAL	31,619	42,678	35%



Findings

- 35,050 boats were registered in twelve fisheries districts (excluding Northern Province)
- Total Fishing Boats including Northern Province (Sri Lanka) - 42,678
- Compared to pre-tsunami (2004), total fishing fleet has been increased by 35 percent.
- A brief information on boat owner's registry, port registry and fisher organization registry :-

a). Administrative Levels in Coastal Districts (Excluding North)

No. of DS Divisions	No. of FI Divisions	No. of GN Divisions	No. of Ports
65	119	676	910

b). Boat Owner's Registry

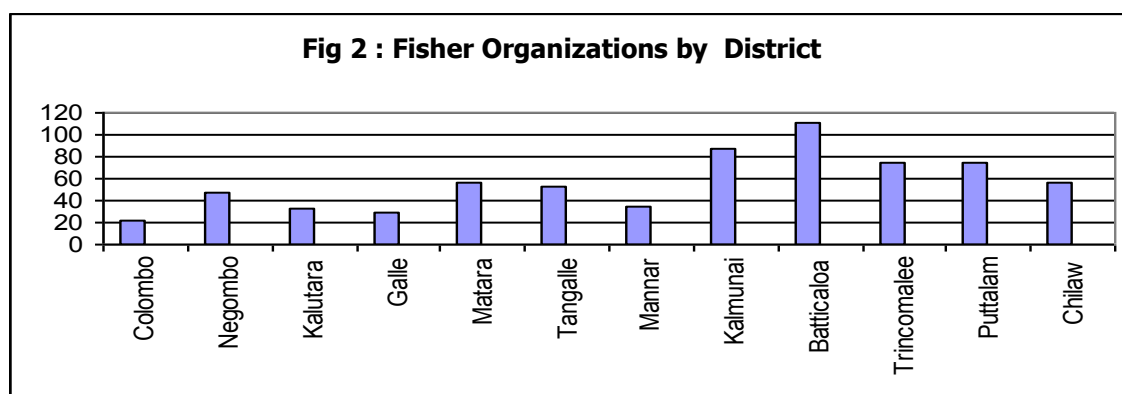
Number of Boat Owners not having NID	1,966
Number of Boat Owners having NID	32,495
Total Number of Boat Owners	34,461

c). Fishing Port Registry:

Port Type	Number of Ports
Harbours	13
Anchorage	15
Landing Sites	882
Total	910

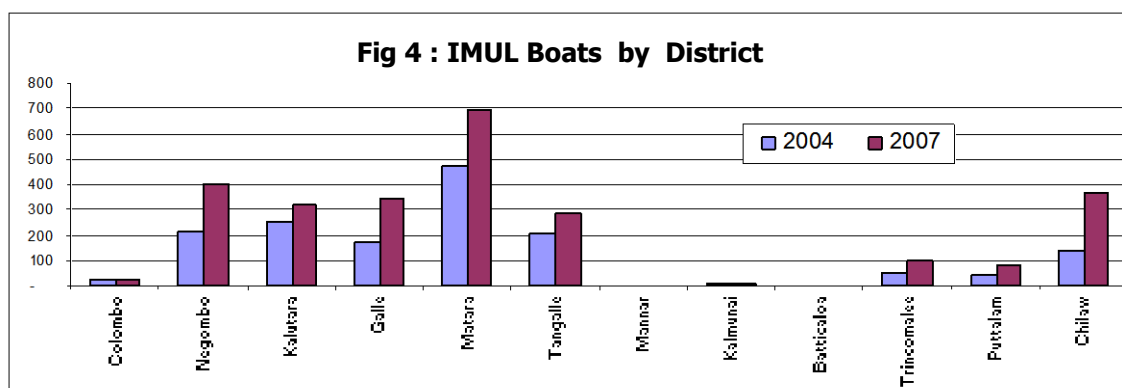
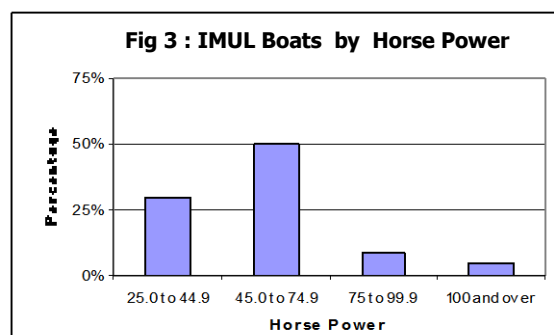
d). Fisher Organization Registry

Fishery Co-operatives Societies	437
Welfare and Other	242
Total	679



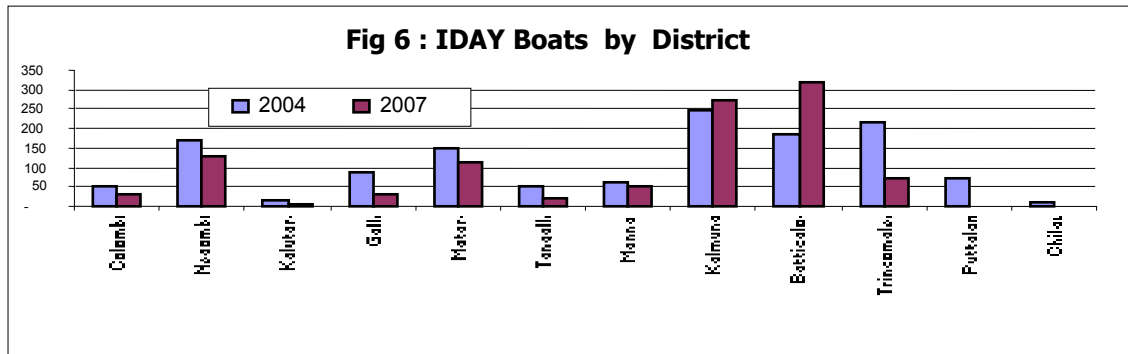
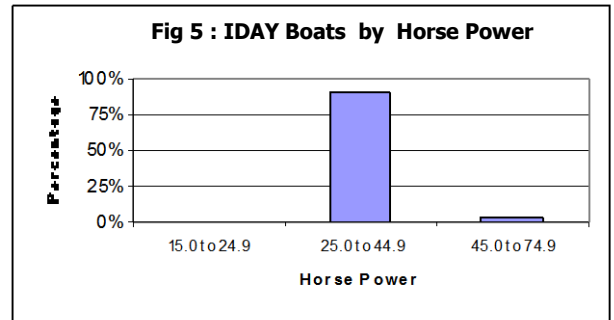
Multi-day boats (IMUL)

- 2,618 multi-day boats were registered (table-1).
- Compared to pre-tsunami it shows 66% increase (table-2).
- A large number of multi-day boats concentrated in Matara district.
- Over 50 percent of IMUL boats having 45 to 75 horse power engines.



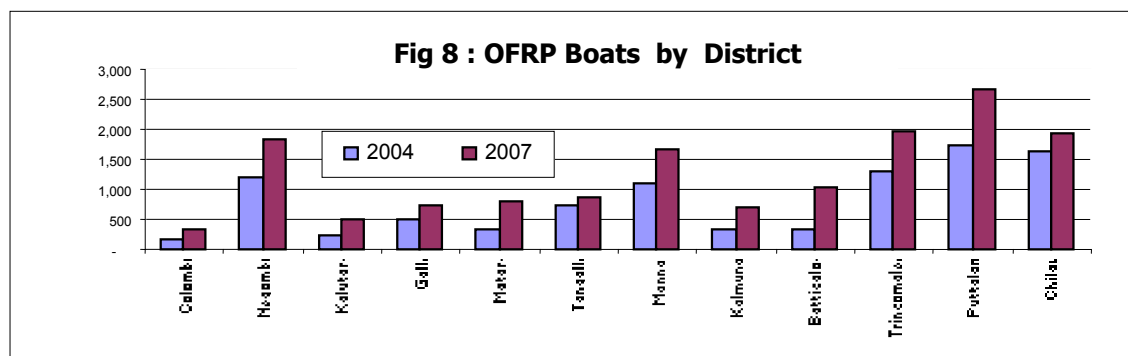
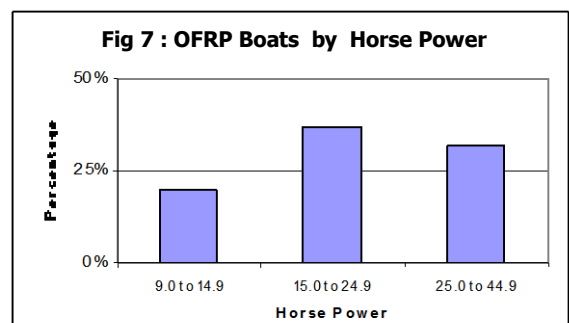
Inboard single day boats (IDAY)

- ✚ 1,038 boats were registered out of 1,157 operating boats (table-1).
- ✚ Compared to pre-tsunami it shows 23% decrease (table-2).
- ✚ A large number of boats concentrated in Batticaloa district.



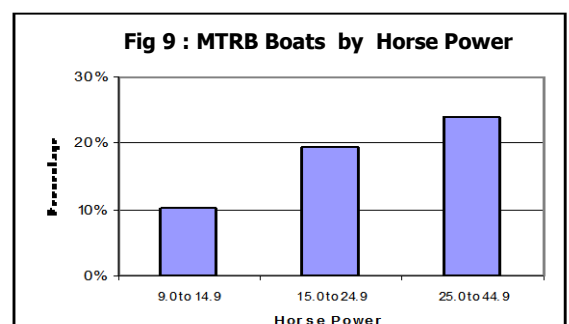
Outboard engine FRP boats (OFRP)

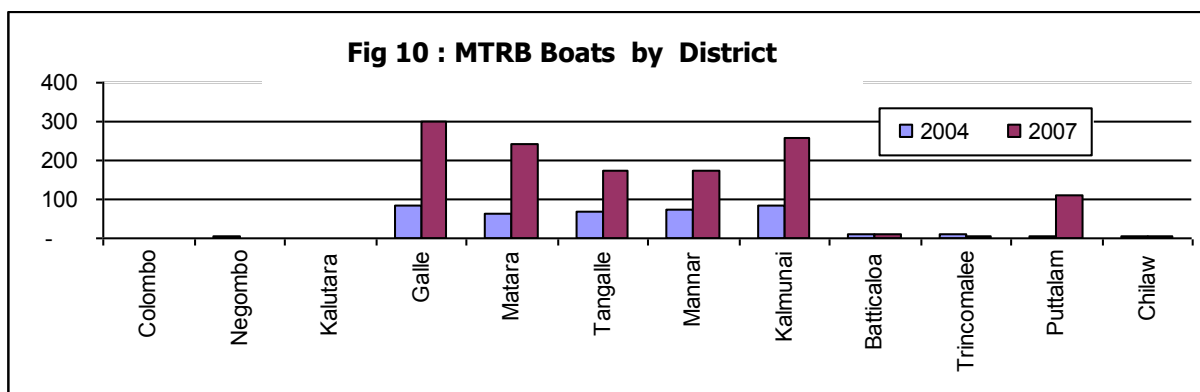
- ✚ 14,759 boats were registered out of 17,835 operating boats (table-1).
- ✚ Compared to pre-tsunami it shows 54% increase (table-2).
- ✚ A large number of boats concentrated in Puttalam district.



Outboard engine traditional boats/Crafts (MTRB)

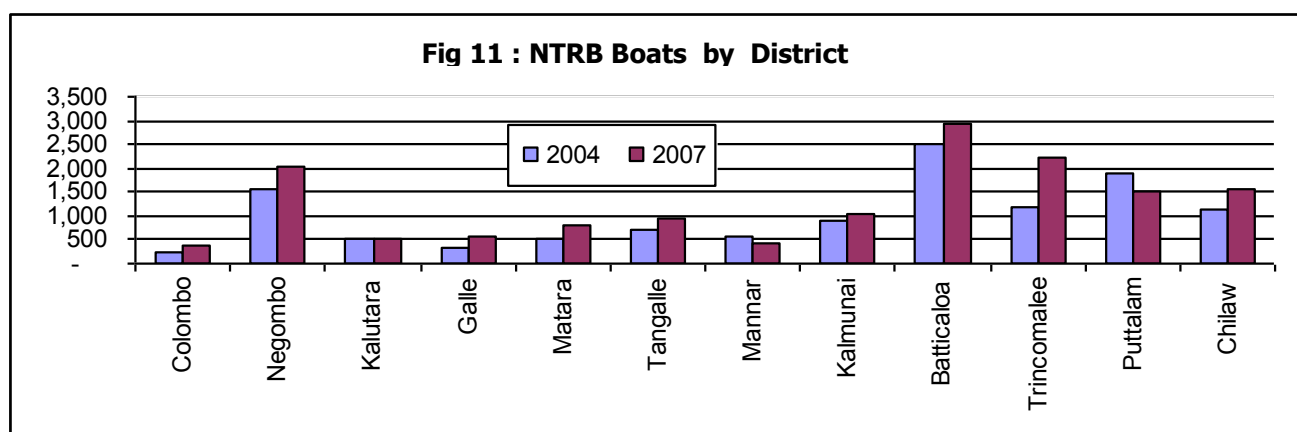
- ✚ 1,277 boats were registered out of 1,854 operating boats (table-1).
- ✚ Compared to pre-tsunami it shows 175% increase (table-2).
- ✚ A large number of boats concentrated in Galle district.





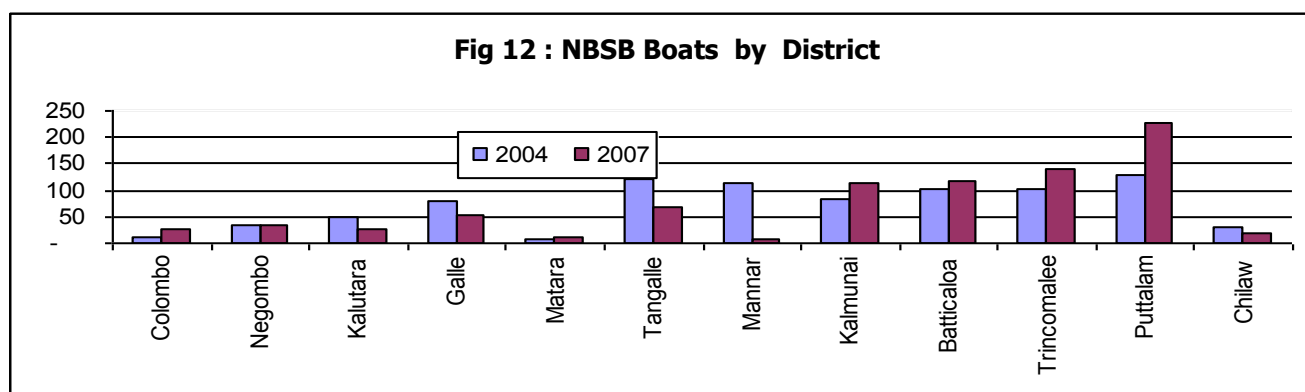
Non-motorized traditional boats/Crafts (NTRB)

- ✚ 14,540 boats were registered out of 18,206 operating boats (table-1).
- ✚ Compared to pre-tsunami it shows 19% increase (table-2).
- ✚ A large number of boats concentrated in Batticaloa district.



Beach seine boats/Crafts (NBSB)

- ✚ 818 boats were registered out of 1,008 operating boats (table-1).
- ✚ Compared to pre-tsunami it shows 4% decrease (table-2).
- ✚ A large number of boats concentrated in Puttalam district.



Fishing boat registration was done by the field staff of the Department of Fisheries and Aquatic Resources (DFAR) under the supervision of Director General of Fisheries (DG/F). This report was prepared by Mr. J.A.D.B. Jayasooriya, Statistician and the staff of SU with close guidance of Mr. G. Piyasena, Secretary of MFAR and Mr. N. Abeywickram, Director (Planning and Monitoring). Any suggestion or comments in this regard is most welcome. Please contact 011-2381367 or visit web site www.fisheries.gov.lk