



Ministry of Fisheries and Aquatic Resources

## Summary Findings (Final Report) Census of Fishing Boat 2006/ 2007

Census of fishing boat was conducted by the Ministry of Fisheries and Aquatic Resources (MFAR) during the 15<sup>th</sup> October 2006 and 28<sup>th</sup> February 2007. All the fishing boats were registered under the categories of Inboard Multi-day (IMUL), Inboard Single-day (IDAY), Out-board engine Fiberglass Reinforced Plastic boats (OFRP), Motorized Traditional Crafts (MTRB), Non-motorized Traditional Crafts (NTRB) and Beach Seine Crafts (NBSB) in each operating port and information was collected using the standards forms. A steering committee chaired by the Secretary of MFAR supervised the overall census operation.

Boat registration in Northern Province (Jaffna, Kilinochchi, Mullaitivu) will be carried out once the security situation is improved.

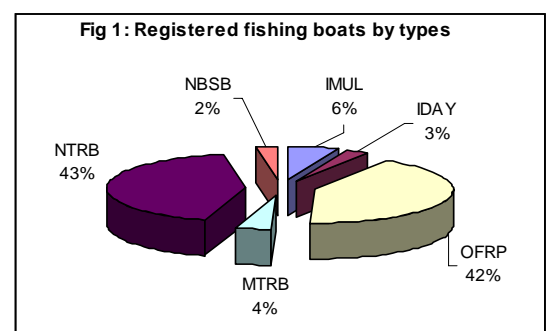
The completed forms collected to the Ministry (Colombo), computerized within short time and final report was prepared by 15<sup>th</sup> June 2007. Registered fishing boats for twelve fisheries districts and estimates for Northern Province by type of boat are given in table-1. Compared to pre tsunami situation, total fishing boats has increased by 35 percent (table-2).

**Table 1: Registered Fishing Boats (Census of Fishing Boats 2006/2007)**

District	IMUL	IDAY	OFRP	MTRB	NTRB	NBSB	Total
Colombo	16	30	350	-	419	29	844
Negombo	400	129	1,845	1	2,024	34	4,433
Kalutara	320	5	486	2	534	27	1,374
Galle	344	30	715	300	583	52	2,024
Matara	697	112	813	243	789	10	2,664
Tangalle	289	23	878	176	955	70	2,391
Mannar	-	51	1,657	173	428	6	2,315
Kalmunai	7	273	714	257	1,050	113	2,414
Batticaloa	1	315	1,030	7	2,906	113	4,372
Trincomalee	94	70	1,653	2	1,777	117	3,713
Puttalam	84	-	2,680	113	1,534	227	4,638
Chilaw	366	-	1,938	3	1,541	20	3,868
<b>Sub Total</b>	<b>2,618</b>	<b>1,038</b>	<b>14,759</b>	<b>1,277</b>	<b>14,540</b>	<b>818</b>	<b>35,050</b>
<b>Estimated Boats</b>							
Mullaithivu	0	0	140	100	150	20	410
Jaffna	0	119	2,656	237	3,246	140	6,398
Killinochchi	0	0	280	240	270	30	820
<b>Sub Total</b>	<b>0</b>	<b>119</b>	<b>3076</b>	<b>577</b>	<b>3666</b>	<b>190</b>	<b>7628</b>
<b>Total</b>	<b>2,618</b>	<b>1,157</b>	<b>17,835</b>	<b>1,854</b>	<b>18,206</b>	<b>1,008</b>	<b>42,678</b>

**Table 2: Comparison of Fishing Boats Pre-Tsunami and Post-Tsunami**

Boat Type	2004	2007	Change %
IMUL	1,581	2,618	66%
IDAY	1,493	1,157	-23%
OFRP	11,559	17,835	54%
MTRB	674	1,854	175%
NTRB	15,260	18,206	19%
NBSB	1,052	1,008	-4%
<b>TOTAL</b>	<b>31,619</b>	<b>42,678</b>	<b>35%</b>



## Findings

- 35, 050 boats registered in twelve districts (excluding Northern Province)
- Fishing Boats including Northern province ( Sri Lanka )- 42,678
- Compared to pre-tsunami (2004), total fishing fleet increased by 35 percent.
- Boat Owners registry and port registry: -

### Administrative Levels in Coastal districts (Excluding North)

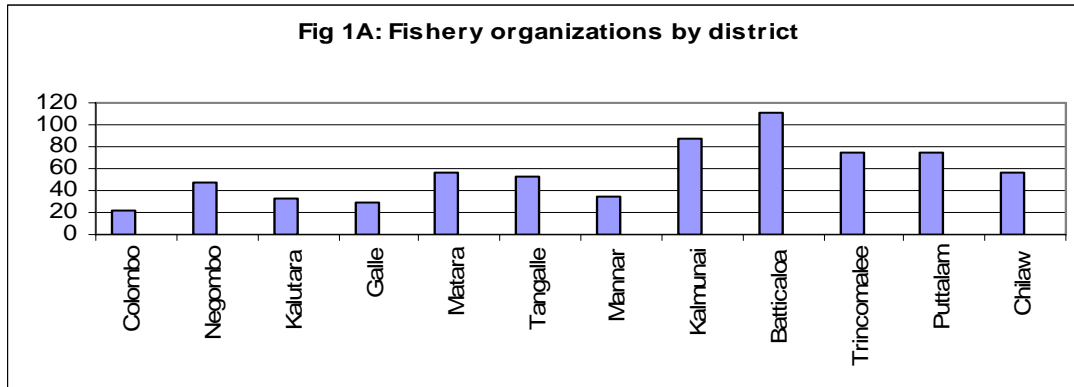
No. of DS Divisions	No. of FI Divisions	No. of GN Divisions	No. of Ports
65	119	676	910

Number of Boat Owners without NID	1,966
Number of Boat Owners owned NID	32,495
<b>Total Number of Boat Owners</b>	<b>34,461</b>

### Fishing Port Registry:

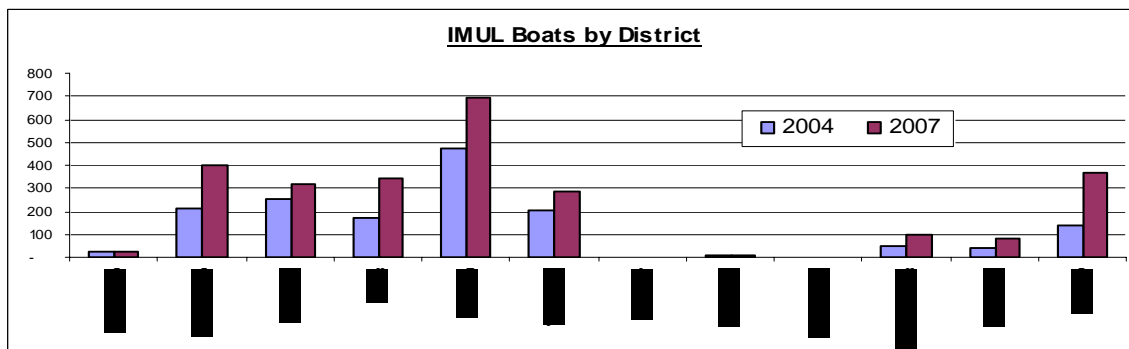
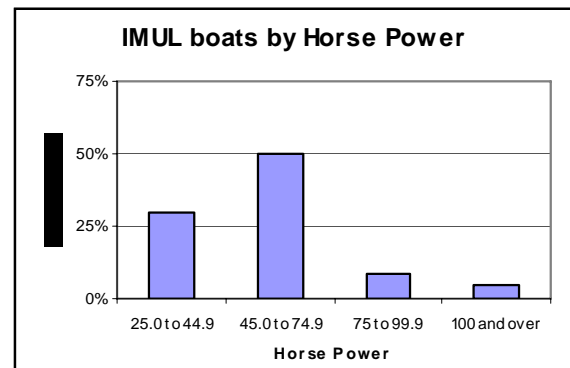
Ports Type	Number of Ports
Harbours	13
Anchorage	15
Landing Sites	882
Total	910

Fishery Cooperatives Societies	437
Welfare and other	242
Total	679



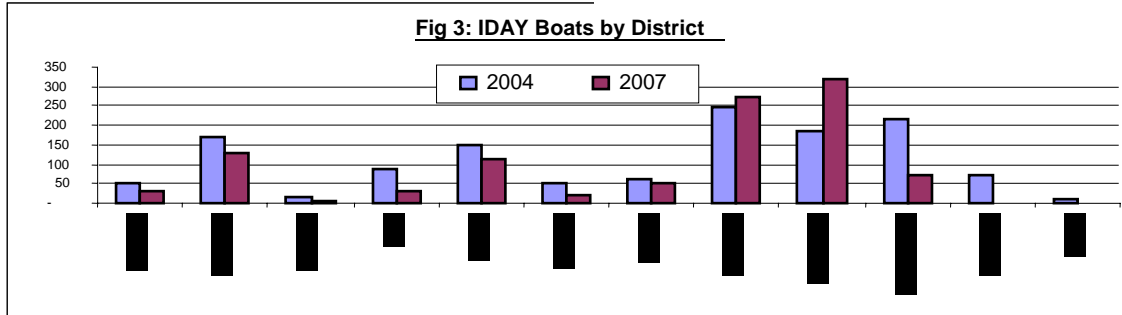
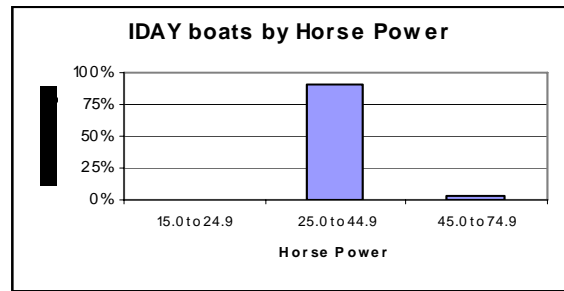
## Multi-day Boats (IMUL)

- 2,618 multi-day boats were registered (table 1)
- Compared to pre-tsunami it shows 66% increase (table 2).
- Large number of multi-day boats concentrated in Matara District
- Over 50 percent of IMUL boats are used 45 to 75 horse power engines



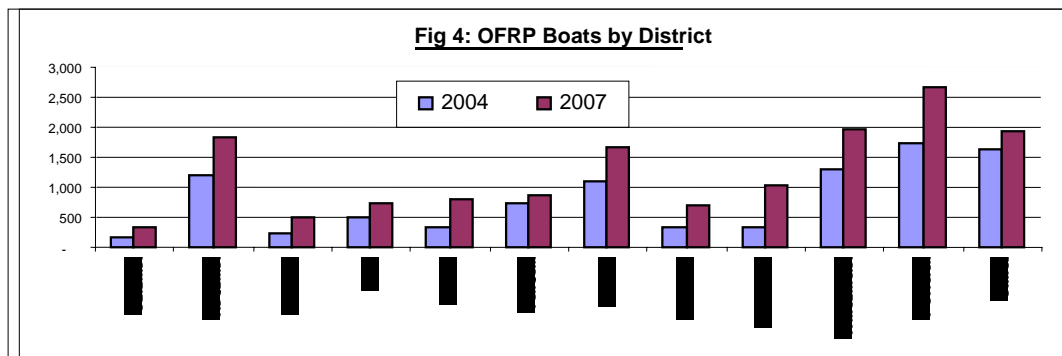
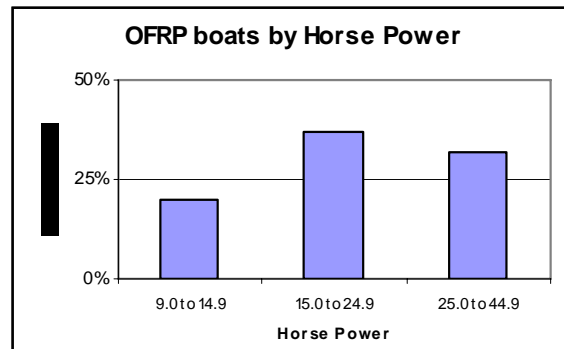
## **Inboard single day boats (IDAY)**

- ✚ 1,044 boats were register out of 1,066 operating boats (table 1).
- ✚ Compared to pre-tsunami it 1,044 boats were register out of shows 25% decrease (table 2).
- ✚ Large number of boats concentrated in Batticaloa district



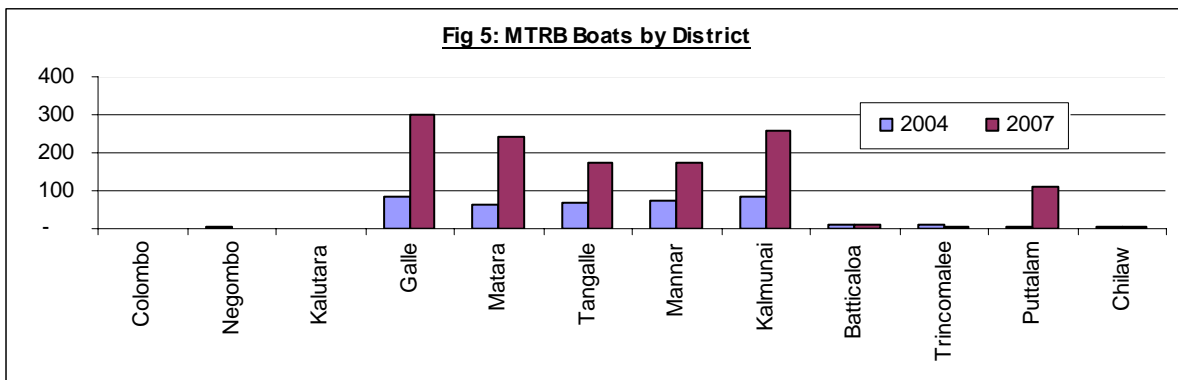
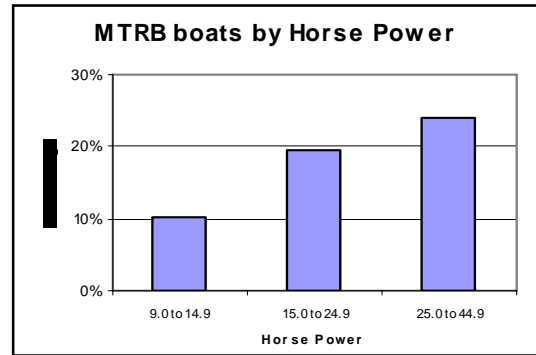
## **Outboard engine FRP boats (OFRP)**

- ✚ 15089 boats were register out of 18,165 operating boats (table 1)
- ✚ Compared to pre-tsunami it shows 57% increase (table 2).
- ✚ Large number of boats concentrated in Puttalam district



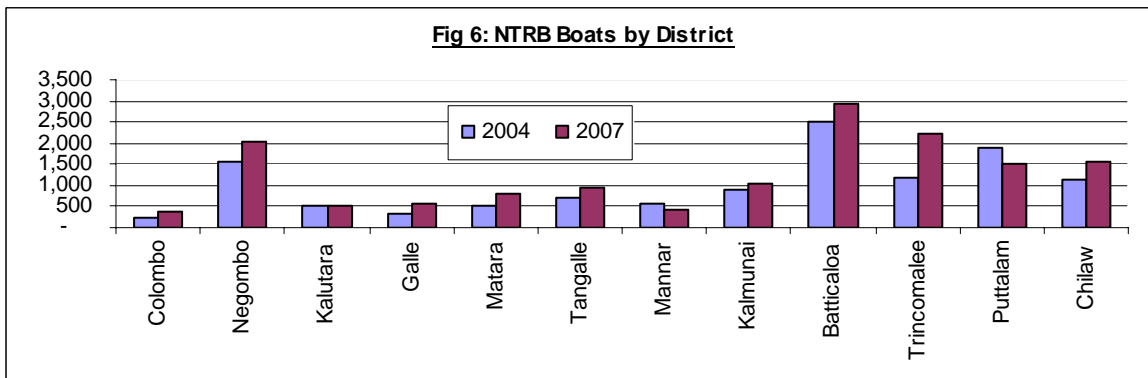
## **Outboard engine traditional boats/Crafts (MTRB)**

- ✚ 1,282 boats were register out of 1,859 operating boats (table 1)
- ✚ Compared to pre-tsunami it shows 176% increase (table 2).
- ✚ Large number of boats concentrated in Galle district



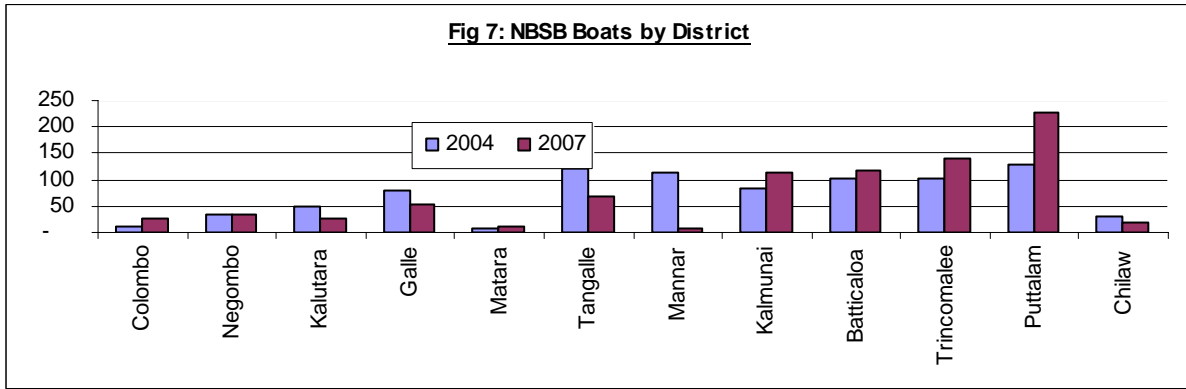
#### **None motorized traditional boats/Crafts (NTRB)**

- ✚ 14,978 boats were register out of 18,644 operating boats (table 1)
- ✚ Compared to pre-tsunami it shows 22% increase (table 2).
- ✚ Large number of boats concentrated in Batticaloa district



#### **Beach seine boats/Crafts (NBSB)**

- ✚ 844 boats were register out of 1,034 operating boats (table 1)
- ✚ Compared to pre-tsunami it shows 2% decrease (table 2).
- ✚ Large number of boats concentrated in Puttalam district



Fishing boat registration was done by the field staff of the Department of Fisheries and Aquatic Resources (DFAR) under the supervision of Director General of Fisheries (DG/F). This report was prepared by Mr. J.A.D.B. Jayasooriya, Statistician and staff of SU with clause guidance of Mr.G. Piyasena, Secretary of MFAR and Mr. N. Abewikcram, Director (planning and monitoring). Any suggestion or comments in this regard is most welcome. Please contact 011-2381367 or visit web site [www.fisheries.gov.lk](http://www.fisheries.gov.lk)